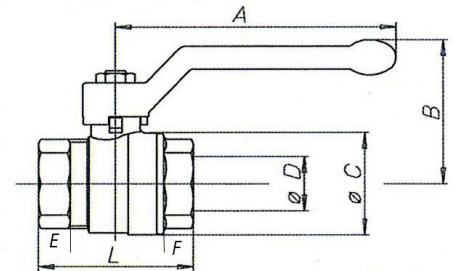


Standard type, with full bore.

Material	Nickel-plated brass
Ball	Chrome-plated brass
Ball seal	PTFE
Stem seal	HNBR / EPDM / PTFE
	Sealing package composed of two O-rings (HNBR / EPDM peroxide crosslinked), and a sealing disc (PTFE). The additional PTFE sealing disc minimizes the wear with frequent use.
Hand lever	Alu, painted black
Operating temperature	-15 ° C to +90 ° C
Applications	Compressed air, water, non-toxic and non-corrosive gases, heating systems, agriculture
Thread	G thread acc. to DIN EN ISO 228-1



Ball valves, standard type, female/female thread												
Art. No.	Ident No.	Thread	DN	PN bar	A mm	B mm	L mm	E mm	F mm	Ø C mm	Ø D mm	Weight kg
330.02	103123	G 1/4	8	63	85.0	42.0	46.0	12.0	12.0	24.0	10.0	0.101
330.03	103124	G 3/8	10	63	85.0	42.0	50.0	12.0	12.0	24.0	10.0	0.117
330.04	103125	G 1/2	15	40	85.0	45.8	50.0	9.5	9.5	31.2	15.0	0.163
330.05	103126	G 3/4	20	40	105.0	53.4	58.0	10.5	10.5	39.4	20.0	0.274
330.06	103127	G 1	25	40	105.0	57.3	69.0	12.0	12.0	47.6	25.0	0.389
330.07	103128	G 1 1/4	32	40	130.0	70.1	80.0	13.5	13.5	59.5	32.0	0.769
330.08	103129	G 1 1/2	40	40	130.0	76.1	91.5	14.5	14.5	72.0	40.0	1.029
330.09	103130	G 2	50	40	165.0	92.4	109.0	16.5	16.5	87.4	50.0	1.730
330.10	103131	G 2 1/2	65	40	260.0	116.0	133.0	18.5	18.5	110.0	65.0	3.644
330.11	103132	G 3	80	40	260.0	127.0	156.0	18.5	18.5	134.0	80.0	6.285

Ball valves, standard type, female/male thread												
Art. No.	Ident No.	Thread	DN	PN Bar	A mm	B mm	L mm	E mm	F mm	Ø C mm	Ø D mm	Weight kg
331.02	103133	G 1/4	8	63	85.0	42.0	51.0	9.4	12.0	24.0	10.0	0.106
331.03	103134	G 3/8	10	63	85.0	42.0	53.0	8.6	12.0	24.0	10.0	0.133
331.04	103135	G 1/2	15	40	85.0	45.8	59.8	9.5	9.5	31.2	15.0	0.180
331.05	103136	G 3/4	20	40	105.0	53.4	69.5	10.5	10.5	39.4	20.0	0.321
331.06	103137	G 1	25	40	105.0	57.3	78.8	12.0	12.0	47.6	25.0	0.428
331.07	103138	G 1 1/4	32	40	130.0	70.1	91.5	13.0	13.5	59.5	32.0	0.748
331.08	103139	G 1 1/2	40	40	130.0	76.1	104.0	14.5	14.5	72.0	40.0	1.270
331.09	103140	G 2	50	40	165.0	92.4	121.0	16.5	16.5	87.4	50.0	2.197

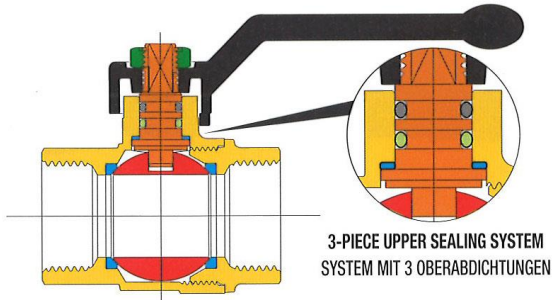










330.06

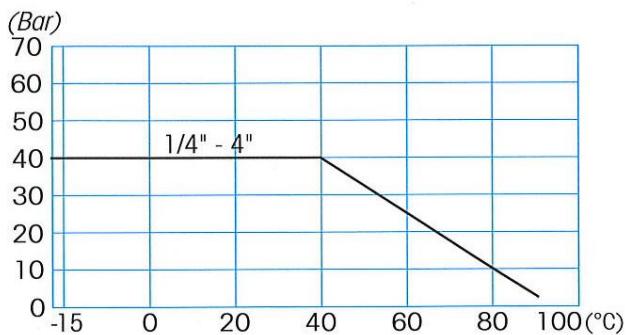


331.06

SECTION / QUERSCHNITT


LIST OF COMPONENTS: description/materials/treatments
TEILELISTE: Beschreibung / Werkstoffe / Behandlungen

Body and threaded end Gehäuse und Gewindemuffe		CW617N (Pb ≤ 2,2% DIN 50930T6)
Stem Betätigungsspindel		CW617N (Pb ≤ 2,2% DIN 50930T6)
Chromium pl. polished ball Blank verchromte Kugel		CW617N (Pb ≤ 2,2% DIN 50930T6)
Seats Dichtungen		PTFE
O-ring on the stem Oberer O-Ring Spindel		HNBR
O-ring under the stem Unterer O-Ring Spindel		EPDM PEROXIDE / PEROXID-EPDM
Operating device Betätigungselement		aluminium alloy / alu-Legierung
Fixing nut Befestigungsmutter		zinc plated steel / zinkstahl
Surface treatment Außenbehandlung	-	brilliant nickel-plating / glänzend vernickelte Oberfläche

PRESSURE/TEMPERATURE DIAGRAM - DRUCK/TEMPERATURDIAGRAMM


Spare parts

Art. No	Hand lever Art. No.
330.02	330.3.01
330.03	330.3.01
330.04	330.3.01
330.05	330.3.02
330.06	330.3.02
330.07	330.3.03
330.08	330.3.03
330.09	330.3.04